


Key Features

- Operating Frequency: 1.20–1.40 GHz
- Saturated Output Power (P_{sat}): ≥40 dBm
- Power Gain(G_p): ≥14.0dB
- Work Efficiency (η): ≥50%
- Port Matching: Z_{in}/Z_{out} = 50 Ω



Product Description

The MCNI1214-P40 is an internal matching GaN device, which adopts advanced co-planar internal matching MCM and thin film circuit technology. The typical working frequency range is 1.20–1.40 GHz.

This device can be used in different RF/Microwave system and subsystem. The high output power level, high efficiency and wide operating temperature range can make application very flexible.

Absolute Maximum Ratings (T_c=25°C)

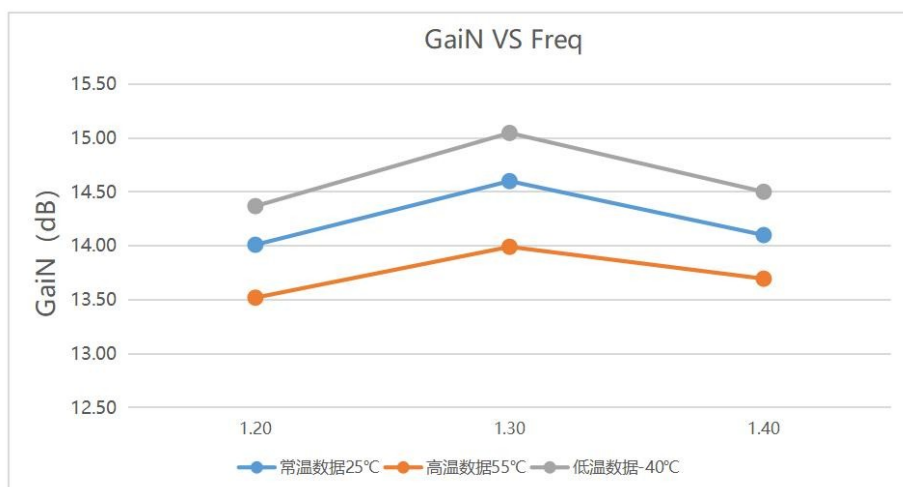
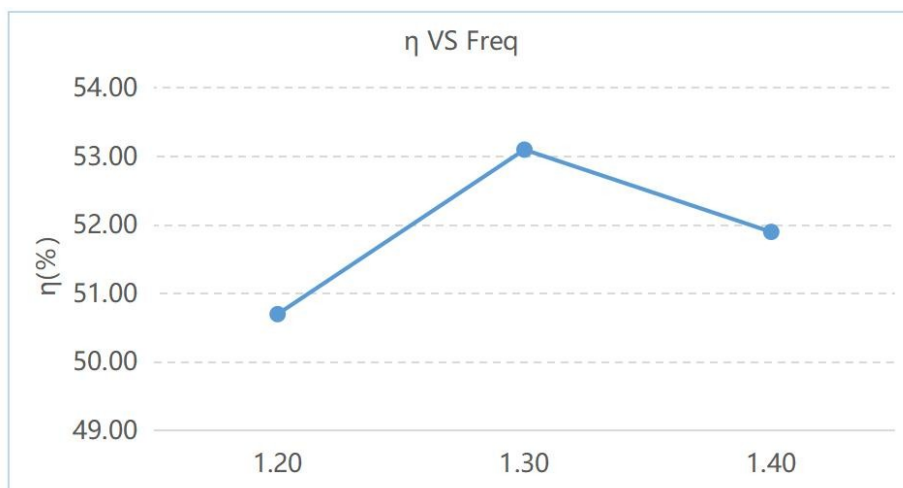
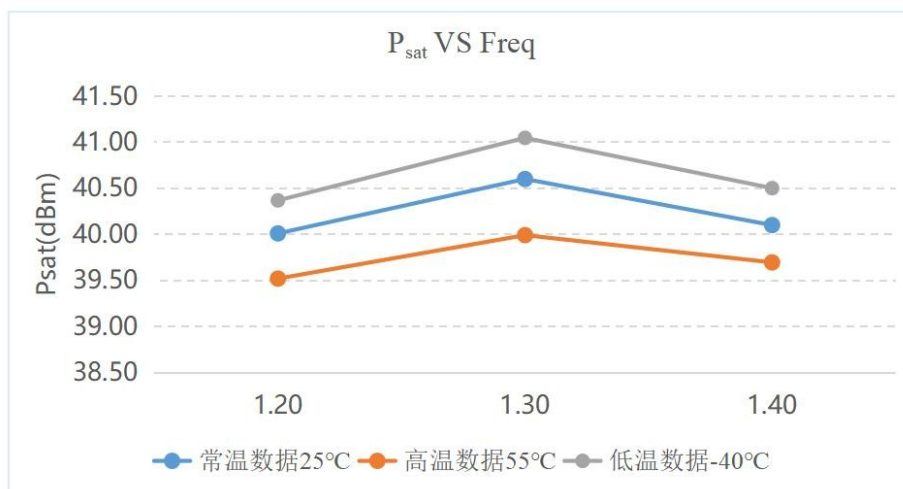
Parameter	Symbol	Value	Unit
Drain-Source Voltage	V _{DS}	40	V
Gate-Source Voltage	V _{GS}	-5	V
Storage Temperature	T _{stg}	-65 ~ +150	°C
Channel Temperature	T _{ch}	150	°C

***Not recommended to work under these conditions.**

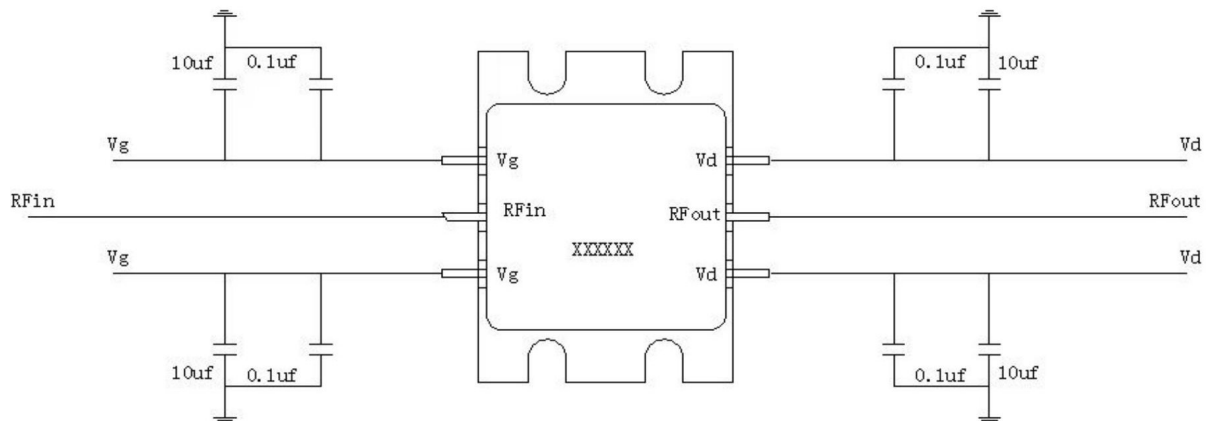
Microwave Electrical Characteristics

Parameter	Symbol	Test Condition	Min	Typ	Max	Unit
Drain Current	I _{dsr}	V _{DS} :32V CW P _{in} : 26dBm Freq: 1.2~1.4GHZ	-	0.6	-	A
Saturated Output Power	P _{sat}		40	-	-	dBm
Power Gain	G _p		14	-	-	dB
Work Efficiency	η		50	-	-	%
Gain Flatness	ΔG		-0.8	-	0.8	dB

Typical Curves



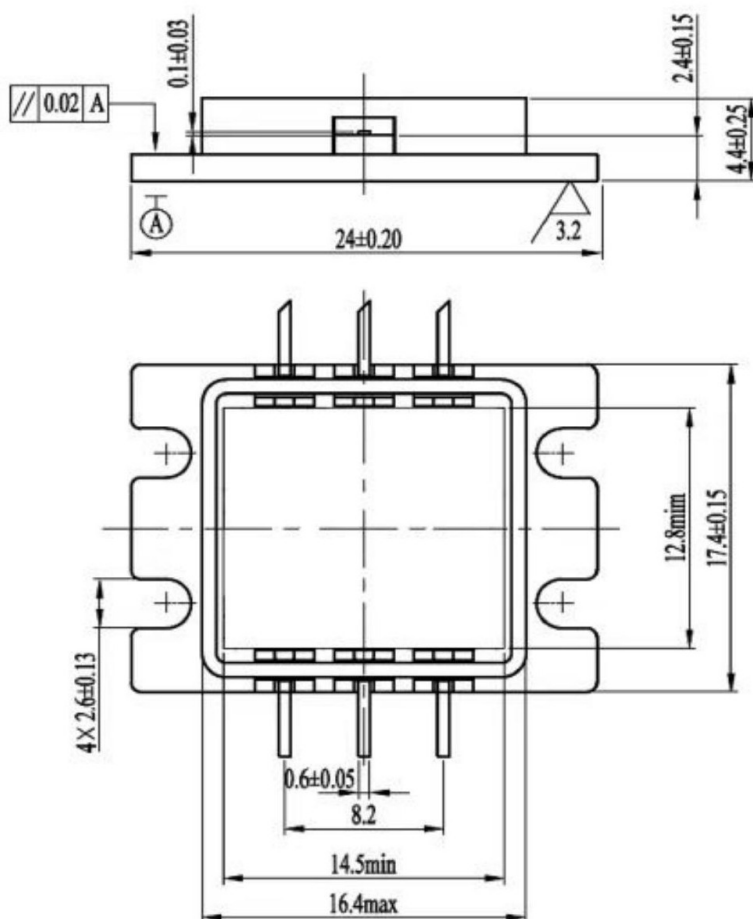
Recommended Application Circuit



ESD Level

ESD	Class III	2000V
-----	-----------	-------

Overall Dimensions



Using Notes:

- During transportation and storage, ensure proper drying.
- During the use and assembly of the chip, take precautions against static electricity. Wear a grounded anti-static wristband.
- When powering on, apply gate voltage first, then apply leakage voltage.